

Booklet made by Anna Ziliotto – K-Peritia Vice-Chair

Knowledge Nexus: K-Peritia Plenary Conference & Working Groups Meetings

Knowledge Nexus: K-Peritia Plenary Conference & Working Groups Meetings, is a groundbreaking event uniting junior experts, legal professionals, expert witnesses, scholars, and representatives from international organizations, NGOs, and capacity-building institutions. K-Peritia is COST CA22101 funded Action based at the Royal Anthropological Institute of the United Kingdom and Ireland

Pembroke
&
Oxford Brookes




3-6 January
2024



culturalexpertise@culturalexpertise.net 

Register Now



K-Peritia



Royal Anthropological Institute


 EUROPEAN COOPERATION
 IN SCIENCE & TECHNOLOGY
Funded by the
European Union

K-Peritia Plenary Conference and Working Groups Programmes

Convened by

LIVIA HOLDEN (Action Chair) and **ANNA ZILIOTTO** (Action Vice-Chair)

With the collaboration of

ANA OLIVEIRA and **DINA HADAD**

(Leaders of WG1 – Theory)

GOKCE NUR YILMAZ and **SAMEER RASHID BHAT**

(Leaders of WG2 – Technology)

MONIKA NOGEL and **NOELLE HIGGINS**

(Leaders of WG3 – Professionalisation)

OYA AYDIN and **NOORA ARAJÄRVI**

(Leaders of WG4 – Communication)

K-Peritia, CA22101, is funded by **COST** (European Cooperation in Science and Technology)

Grant Holder Institution:

ROYAL ANTHROPOLOGICAL INSTITUTE OF THE UNITED KINGDOM AND IRELAND

OXFORD 3 – 6 JANUARY 2024

Hybrid Mode

PROGRAMME: 3 – 6 JANUARY 2024	4
CONFERENCE GROUND RULES	8
GETTING TO AND FROM OXFORD	10
FROM A LONDON AIRPORT	10
FROM BIRMINGHAM AIRPORT	10
OUR LOCATION IN OXFORD	11
TRAVELLING FROM THE RAILWAY STATION TO OXFORD BROOKES	11
TRAVELLING FROM GLOUCESTER GREEN COACH STATION TO OXFORD BROOKES	11
TRAVELLING FROM THE RAILWAY STATION TO PEMBROKE COLLEGE	12
TRAVELLING FROM GLOUCESTER GREEN COACH STATION TO PEMBROKE COLLEGE	12
TRAVELLING FROM PEMBROKE COLLEGE TO OXFORD BROOKES	13
TRAIN SERVICES	13
NATIONAL ENQUIRIES / BOOKINGS	13
OXFORD PARK AND RIDES	13
LOCAL TRAVEL	14
USEFUL LINKS	14
OXFORD BROOKES UNIVERSITY	16
BY TRAIN	17
BY BUS	17
TRAVEL TO CAMPUS	17
BROOKESBUS	18
BY TAXI	19
BY CAR	19
PARKING	19
ON FOOT	19
SECURITY SERVICES	20
PEMBROKE COLLEGE	21
BY TRAIN	22
BY BUS	22
BY TAXI	22
BY CAR	23
PARKING	23
ON FOOT	23
HEALTH AND SAFETY IN PEMBROKE COLLEGE	24
SERVICE NUMBERS	25
CONTACT DETAILS	26
DISCLAIMER	26

Programme: 3 – 6 January 2024**Day 1 – Afternoon****3rd January****Meet and Greet and Core Components of K-Peritia
(Venue: Oxford Brookes)****4:00 pm – 4:30 pm: Meet and Greet Session**

Led by ANNA ZILIOTTO and MONIKA NOGEL

**4:30 pm – 5:00 pm: Introduction to the Core Components of K-Peritia and
Conference Guidelines**

Presented by LIVIA HOLDEN and ANNA ZILIOTTO

5:00 pm – 5:30 pm: Break**5:30 pm – 6:30 pm: WGs activity (Breakout rooms)**

Led by

ANA OLIVEIRA and DINA HADAD

(WG1 – Theory)

GOKCE NUR YILMAZ and SAMEER RASHID BHAT

(WG2 – Technology)

MONIKA NOGEL and NOELLE HIGGINS

(WG3 – Professionalisation)

OYA AYDIN and NOORA ARAJÄRVI

(WG4 – Communication)

6:30 pm – 7:00 pm: WG Presentations (Plenary)

Presented by a participant of each WGs



Day 2
4th January

Action Overview and WG Progress
(Venue: Pembroke College)

9:30 am – 9:40 am: Plenary Session – Short Scientific Mission Call

Presented by **VENETIA ARGYROPOULOU**

9:40 – 10:30 am: Four Interactive sessions

Led by

ANA OLIVEIRA and DINA HADAD

GOKCE NUR YILMAZ and SAMEER RASHID BHAT

MONIKA NOGEL and NOELLE HIGGINS

OYA AYDIN and NOORA ARAJÄRVI

(WG1 – Theory)

(WG2 – Technology)

(WG3 – Professionalisation)

(WG4 – Communication)

10:30 am – 11:00 am: Break

11:00 am – 12:00 pm: WG Session 1 (Theory)

Led by **ANA OLIVEIRA and DINA HADAD**

12:00 pm – 2:00 pm: Lunch Break

2:00 pm – 3:00 pm: WG Session 2 (Technology)

Led by **GOKCE NUR YILMAZ and SAMEER RASHID BHAT**

3:00 pm – 4:00 pm: WG Session 3 (Professionalisation)

Led by **MONIKA NOGEL and NOELLE HIGGINS**

4:00 pm – 5:00 pm: WG Session 4 (Communication)

Led by **OYA AYDIN and NOORA ARAJÄRVI**

5:00 pm: Tea



Day 3
5th January

**Presentation of First Outputs and 1-Year Program Finalization
(Venue Pembroke College)**

9:30 am – 10:00 am: WG1 First Outputs

Presented by a designated participant of **WG1**

10:00 am – 10:30 am: WG2 First Outputs

Presented by a designated participant of **WG2**

10:30 am – 11:00 am: Break

11:00 am – 11:30 am: WG3 First Outputs

Presented by a designated participant of **WG3**

11:30 am – 12:00 am: WG4 First Outputs

Presented by a designated participant of **WG4**

12:00 pm – 3:00 pm: Lunch Break

3:00 pm – 3:30 pm: WG1 – 1-Year Program Finalization

Led by **ANA OLIVEIRA** and **DINA HADAD**

3:30 pm – 4:00 pm: WG2 – 1-Year Program Finalization

Led by **GOKCE NUR YILMAZ** and **SAMEER RASHID BHAT**

4:00 pm – 4:30 pm: WG3 – 1-Year Program Finalization

Led by **MONIKA NOGEL** and **NOELLE HIGGINS**

4:30 pm – 5:00 pm: WG4 – 1-Year Program Finalization

Led by **OYA AYDIN** and **NOORA ARAJÄRVI**

5:00 pm: Tea



**Day 4 – Morning
6th January**

**Reflection and Planning
(Venue: Oxford Brookes)**

10:00 am – 10:30 am: Grant Holder Institution

Presented by **DAVID SHANKLAND** (Director of the Royal Anthropological Institute of the United Kingdom and Ireland)

10:30 am – 11:00 am: Break

11:00 am – 11:30 am: Overview of K-Peritia Action

Led by **LIVIA HOLDEN** and **ANNA ZILIOOTTO**

11:30 am – 12:00 pm: Feedback and Next Steps

Led by **ANNA ZILIOOTTO**

12:00 pm: Goodbyes

Conference Ground Rules

To ensure a seamless and enriching experience for all participants, we kindly ask for your cooperation with the following conference rules:

Respectful Conduct:

Maintain a high standard of respect and courtesy towards fellow attendees, speakers, and organizers.

Contribute to a positive and inclusive atmosphere through your interactions.

Punctuality:

Timeliness is crucial. Please be prompt for all sessions, lectures, and events.

Avoid disruptions during presentations and discussions and strictly adhere to the programme without exceeding your allotted time when presenting.

Electronic Devices:

Silence or turn off mobile phones and other electronic devices during sessions.

If you need to take a call, kindly step outside to minimize disturbance.

Dress Code:

Colleges don't seek to impose standards with which conference organisers are uncomfortable and leaves it to conference attendees to set the tone appropriate to them. However, please be aware that others may be eating in Hall at the same time, so smart wear is recommended.

Q&A Sessions:

Engage in Q&A sessions with respect and constructive intent.

Be concise and considerate to allow as many participants as possible to contribute.

Networking:

Utilize networking breaks to connect with fellow attendees, speakers, and organizers.

Respect personal boundaries and be mindful of creating inclusive conversations.

Photography and Recording:

The conference and working group sessions will be captured in a hybrid format through filming and audio/video recording. Efforts will be made to avoid recording individuals who have not provided consent for the use of their image and audio. Subject to consent from those involved, the recorded sessions will be shared on the upcoming K-Peritia YouTube channel.

Environmental Responsibility:

Help us maintain a clean and sustainable environment by disposing of waste properly.

Minimize the use of disposable items and recycle whenever possible.



Funded by
the European Union



Emergency Procedures:

Familiarize yourself with emergency exits and procedures.
Follow instructions from event staff in case of any emergency.

Smoking Regulations:

To ensure the comfort and well-being of all our guests, please take note of our smoking regulations:

- **Indoor Areas:**

Smoking is strictly prohibited inside all buildings, including student accommodations, classrooms, libraries, and other indoor facilities.

- **Designated Smoking Areas:**

For those who wish to smoke, designated areas are available on campus. Look out for clearly marked signs indicating approved smoking zones.

- **Outdoor Spaces:**

Be aware that some outdoor areas may also have restrictions on smoking. Always check for signs or inquire about specific regulations in these spaces.

Children:

We regret that individuals under the age of 18 cannot be accommodated at the conference venues.

Disabled Access:

Please let us know if anyone has special needs so that we can discuss how we can make things as easy as possible for them.

Getting to and from Oxford

From a London Airport

London **Heathrow International Airport**, and **Gatwick Airport** are linked to Oxford by [The Airline](#) coach, which operate 24 hours a day, seven days a week. Heathrow is the closest international airport to Oxford. Stansted Airport is linked to Oxford by the [National Express](#) 737, which services Luton Airport and runs approximately every two hours.

Buses run by [The Airline](#) leave Heathrow approximately every 30 minutes, and Gatwick every hour, and are large, comfortable coaches that allow you to sit back, relax, and watch the beautiful countryside. From Heathrow, a return ticket costs approximately £35 and takes approximately 80 minutes from terminals 1, 2, and 3, and 100 minutes from terminal 5 (for terminal 4 you will need to take the free inter-terminal train to either terminal 5 or central bus station). From Gatwick, a return ticket costs approximately £37 and takes approximately 120 minutes. The buses make a few stops once they reach Oxford, and if you're looking to get off at the main bus station, tell the driver you want to go to Gloucester Green (pronounced "Gloss-ster").

From Birmingham Airport

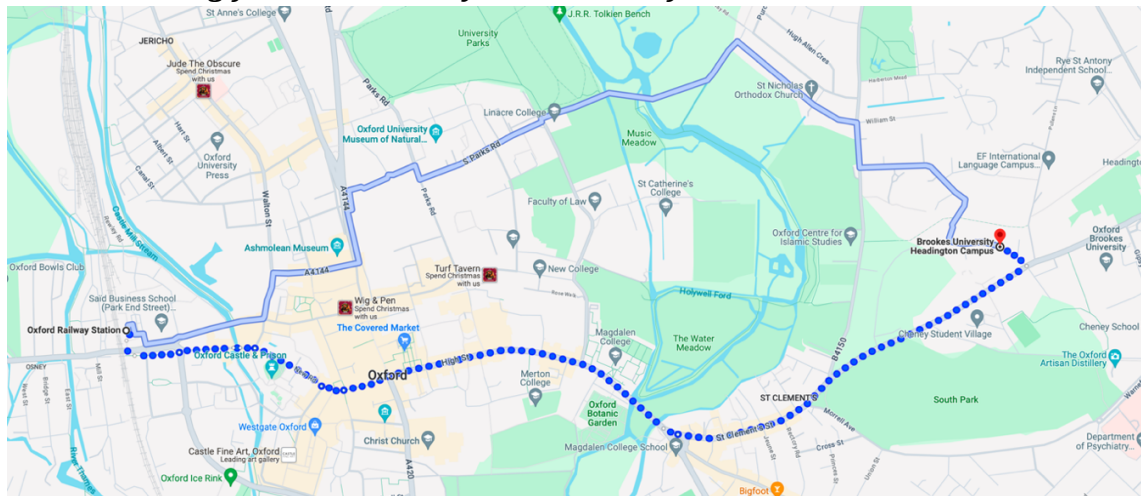
You can access Oxford from Birmingham airport via either train or coach. The train leaves roughly once an hour and tickets may be bought either at the station or at trainline.com. Alternatively [National Express](#) offers a coach which connects the airport to Oxford a couple of times a day, and there are further services run by megabus and snap from the city centre.

Our location in OXFORD

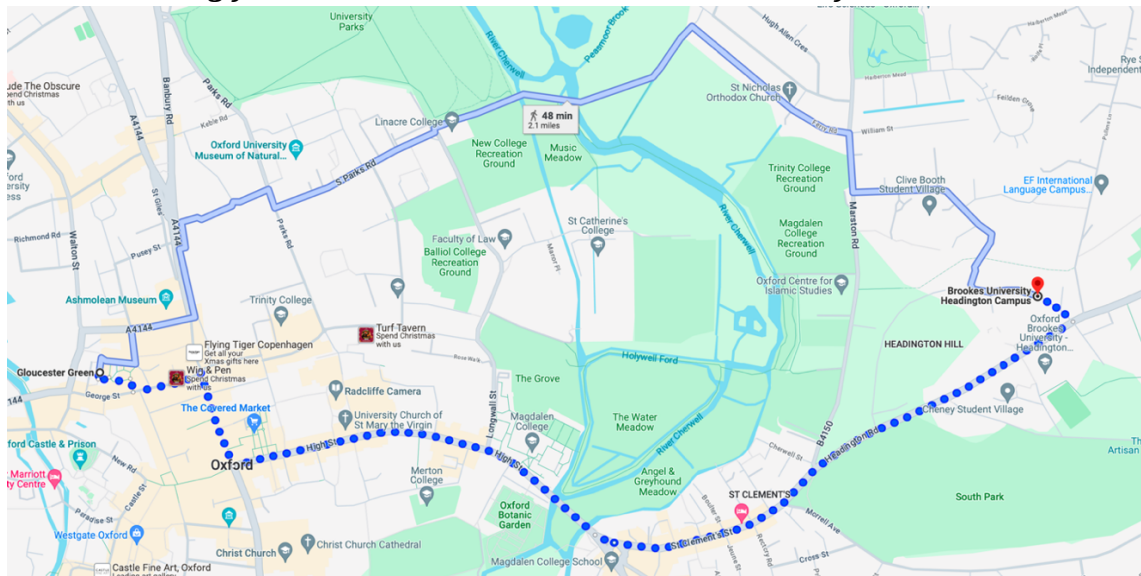
Oxford Brookes will be the venue for the conference on January **3rd and 6th**, 2024.

Pembroke College Oxford will be the venue for the conference on January **4th and 5th**, 2024.

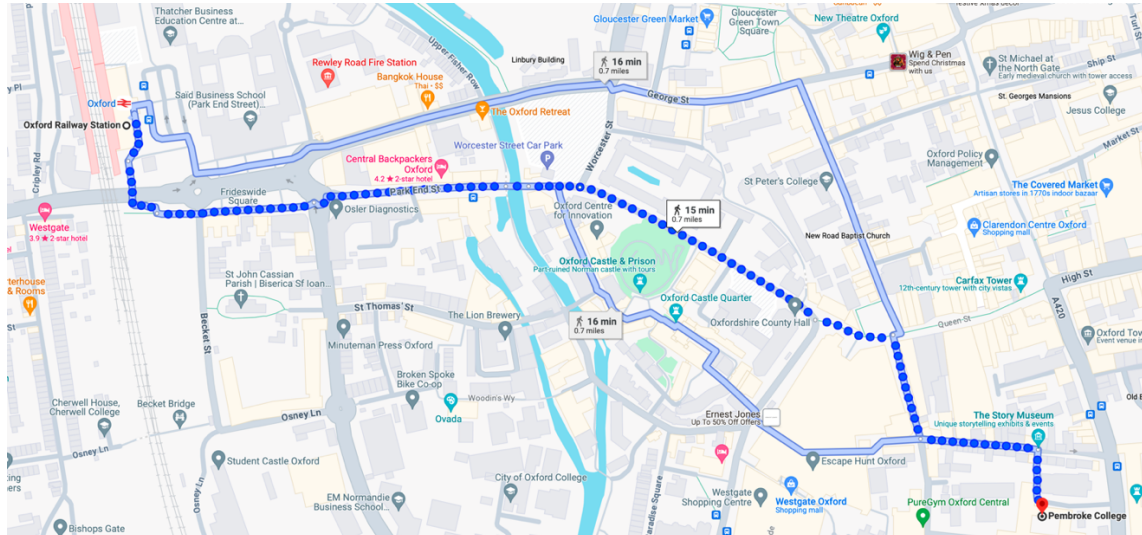
Travelling from the Railway Station to Oxford Brookes



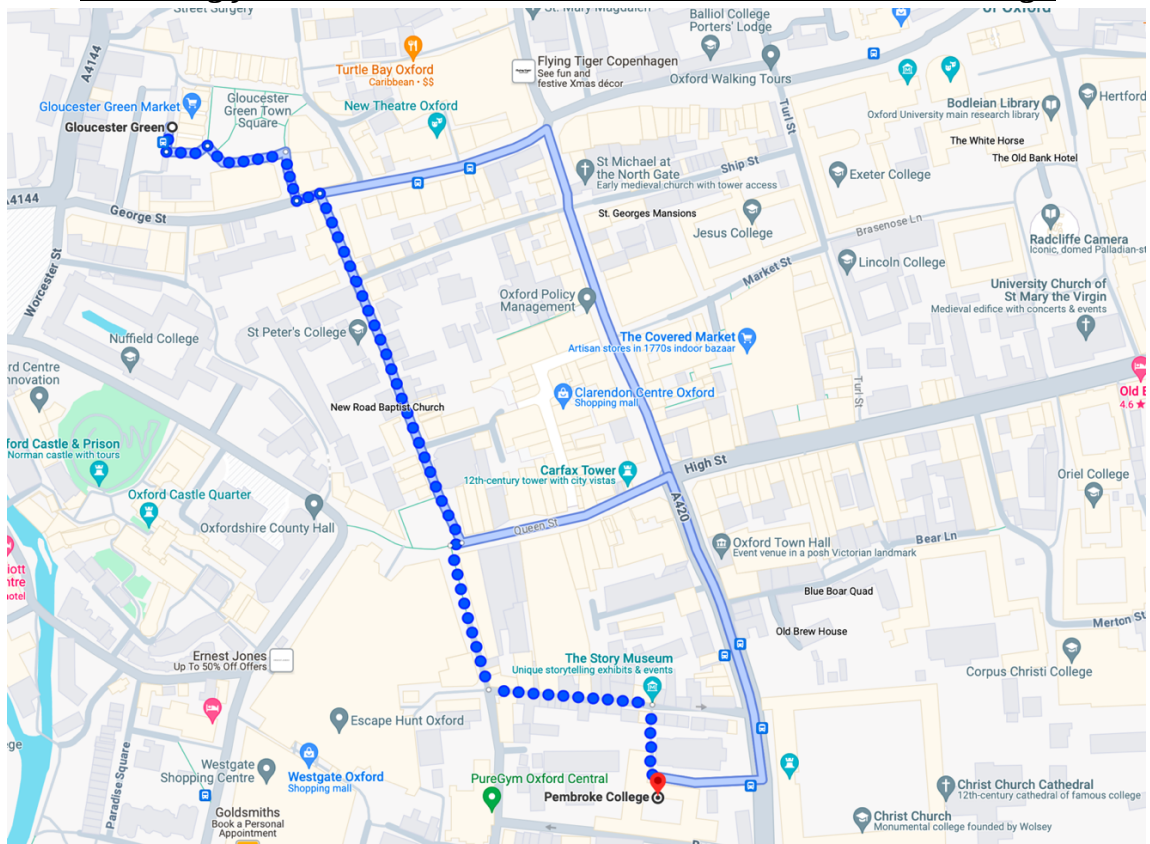
Travelling from Gloucester Green Coach Station to Oxford Brookes



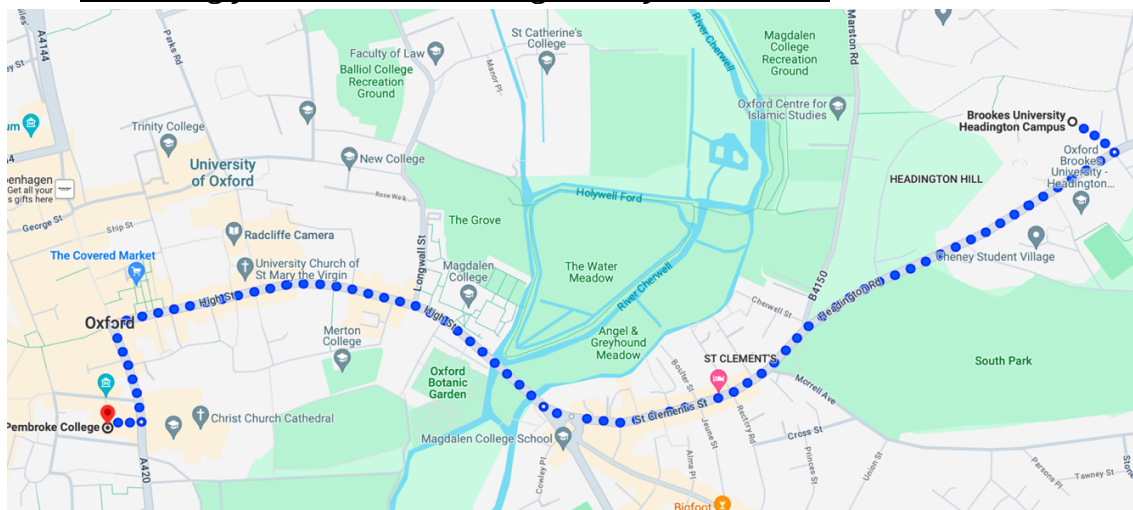
Travelling from the Railway Station to Pembroke College



Travelling from Gloucester Green Coach Station to Pembroke College



Travelling from Pembroke College to Oxford Brookes



Train services

- [Great Western Railway](#) – Operate trains from Oxford to Reading and London Paddington. Change at Didcot Parkway for South Wales and the West of England.
- [Cross Country Trains](#) – Operate services from Scotland, North of England, Midlands and the South Coast to Oxford.
- [Chiltern Railways](#) – Operate between from Oxford station and London Marylebone, via Oxford Parkway station, Bicester Village, Thame and Haddenham Parkway, Princes Risborough and High Wycombe.
- The Park and Ride Bus 500 services the Oxford Centre station and Oxford Parkway station.

Further information can be found on the [Network Rail website](#) where additional information on alternative services will be added in due course.

National enquiries / bookings

- [TrainLine](#) – Railway timetables, ticket booking and accommodation.
- [National Rail Enquiries](#) – Phone: 03457 48 49 50 (Overseas +44 20 7278 5240).
- [Traveline](#) – Public transport info for the UK, (including Channel Islands, Isle of Man and Northern Ireland), plus rail, ferry and coach travel between the UK and Ireland and mainland Europe.
- [Trainhugger](#) – In partnership with the [Royal Forestry Society](#) and the [Royal Scottish Forestry Society](#), for each train ticket booked through Trainhugger, they will plant a tree in the UK.

If you are travelling to London the advice is use the Chiltern Railway and services beyond Oxford towards the midlands are operating as normal – further information can be found on the [Network Rail website](#).

Oxford Park and Rides

[Park and Ride](#) offers a hassle free solution from the car to access Oxford. A deal which provides discounted parking and bus travel at Oxford's Park and Rides has



Funded by
the European Union



been extended to April 2024. A combined ticket, which covers both parking and return bus travel to the city centre, offers a reduced price of £4 for a car with one adult, or £5 for a car and two adults. Further information can be found on the [Oxfordshire County Council website](#).

Drivers are encouraged to purchase a combined ticket through the RingGo parking app, or at one of the onsite ticket machines. This will cover you for your parking and bus travel thereby meaning you don't need to pay again on the bus.

Local travel

Oxford benefits from an extensive bus travel network with [Oxford Bus Company](#) and [Stagecoach](#) being the city's main local bus providers.

For travel from further afield, the majority of buses will stop at the Oxford Gloucester Green bus station. Located in the centre of Oxford (and near the Oxford train station), this bus station offers access to a wide range of local and connecting bus services, including services to London, Heathrow, and Gatwick.

Useful links

- **Oxford Bus Company**
 - [City](#)
 - [Park & Ride](#)
 - [London](#)
 - [Airports](#)
- **Stagecoach**
 - [Oxford](#) (use the "Choose your location" link at the top of the page)
 - [London](#)
 - [Megabus](#) (coaches across the UK and Europe)
- **Thames Travel**
 - [Oxford and South Oxfordshire](#)
 - [Bicester to Oxford](#)
- **Arriva**
 - [Aylesbury to Oxford](#)
- **Red Rose**
 - [High Wycombe to Oxford](#)
- **National Express**
 - [Stanstead](#)
 - [England](#)
 - [Ireland & Europe](#)

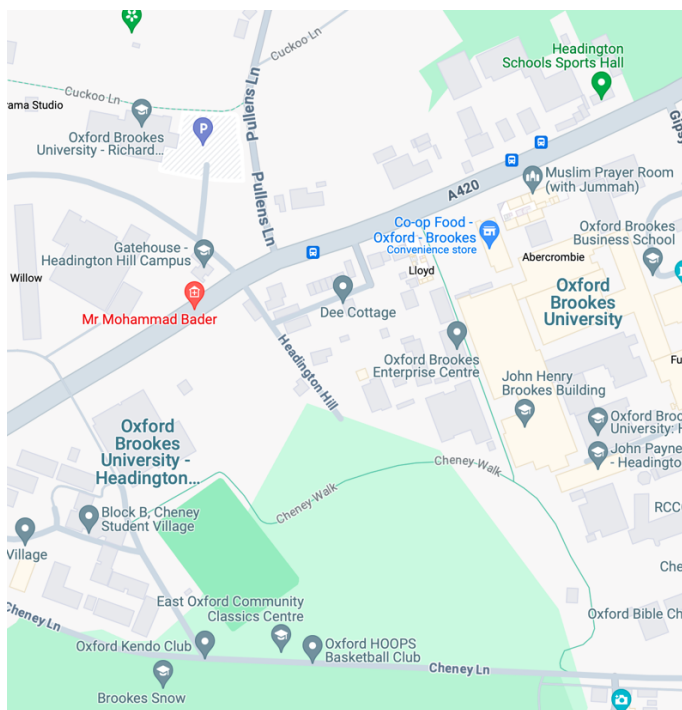


- **BROOKESbus**
[Timetables and Route Maps](#)

Oxford Brookes University Headington Campus (Main Campus)

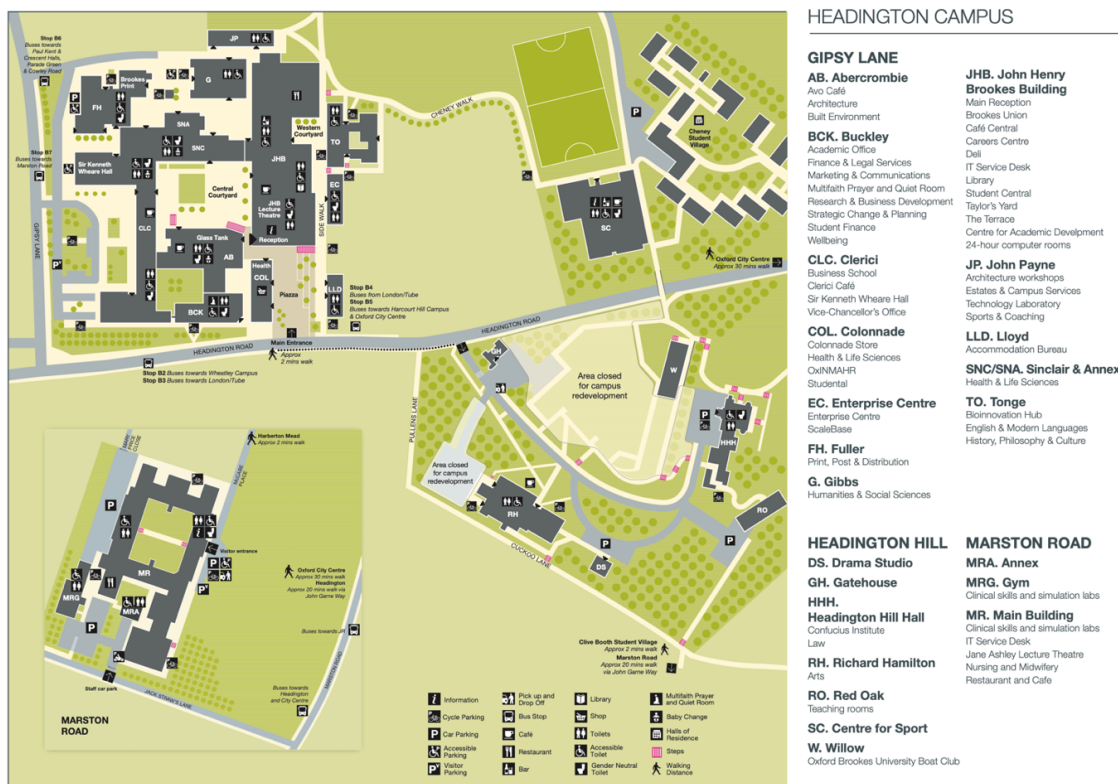


Address:
**Gipsy Lane, Headington,
Oxford,
OX3 0BP, United Kingdom**



Located one mile east of Oxford city centre, [Headington Campus](#) comprises three sites: Gipsy Lane, Headington Hill, and Marston Road. With top-notch facilities and award-winning green spaces, it provides an exceptional environment for both students and events.

The conference will take place in the **Clerici Learning Studio**. We plan to gather at the entrance of Oxford Brookes around 3:45 pm on the 3rd January and reach the conference hall together shortly before the starting time.



To reach [Oxford Brookes University – Headington Campus](#), please follow these directions:

By Train

If you're arriving by train, the nearest railway station is **Oxford Railway Station**. From there, you can take a taxi, use public transportation, or even walk to reach Pembroke College.

By Bus

From the city center or Oxford Railway Station, find a bus heading towards Headington.

Disembark at a bus stop in Headington near the university campus.

Travel to campus

Oxford benefits from an extensive public transport network with some local services stopping near/outside certain campuses.

Oxford Bus Company has produced a [map](#) which is available to view online and provides a full overview of their bus services. If you want to track their buses you can do this via [Oxford Bus Company's app](#), so you will always know when your bus is due to arrive.

[Further travel information by campus.](#)



Funded by
the European Union



BROOKESbus

Operated by Oxford Bus Company, the [BROOKESbus](#) is a public bus service available to all. The services operate between all of Brookes Oxford campuses and halls of residence, as well as calling at Oxford train station and the Thornhill and Seacourt Park & Rides.

The **400 (BROOKESbusU1)** service will stop at Harcourt Hill, Seacourt Park & Ride, Oxford City Centre, Headington Campus, Thornhill Park & Ride, Wheatley Campus. The **100 (BROOKESbusU5)** service will stop at Blackbird Leys, Templars Square, Hollow Way, Oxford halls of residence, Headington Campus, John Radcliffe Hospital (Monday to Friday daytime).

The evening and weekend **U5 BROOKESbus** service will run along the Cowley Road and include stops at the Headington and Marston campuses, Oxford halls of residence and Oxford city centre. In response to feedback, for the 2023-24 academic year the service will operate along the Cowley Road from earlier in the evening on weekdays.

All of BROOKESbuses will be replaced by electric vehicles in the 2023-24 academic year. They will be Oxford's first electric buses and will support both the University and the city in its ambitious net zero goals. Read more [here](#).

▪ **Closure of Botley Road extended to October 2024**

[Network Rail](#) has announced that the current closure of part of the Botley Road into Oxford will continue until the project completes in autumn 2024. The original plan had been to reopen the road next month before a further six-month closure from March until October 2024. However delays to the project, which will improve the train network in Oxford, now mean that a section of the Botley Road will remain closed until October 2024.

This impacts on the 400 U1 BROOKESbuses travelling between our Harcourt and Headington campuses. The bus service will continue to be split into two, operating either side of the railway bridge, until the project completes with further information available on the [Oxford Bus Company website](#).

Stagecoach has produced [information on its website](#) on how its services will be affected by the closure of Botley Road. The [Oxfordshire County Council website](#) also provides an overview of how travel will be impacted by the closure.

▪ **Accessible transport – The Botley Road Flyer**

[Network Rail](#) are providing free accessible transport, now known as “The Botley Road Flyer”. It is operating on Mondays, Wednesdays and Fridays between Botley Road and the city centre.

Operating between 10am and 2pm, the hourly service collects from West Oxford Community Centre and the Seacourt Bridge in Botley. It currently drops off outside the health centre in Jericho on Walton Street and next to the Westgate Centre on New Road. The pick-up times are as follows:

- **West Oxford Community Centre – 10am, 11am, 12pm and 1pm**
- **The Seacourt Bridge – 10.10am, 11.10am, 12.10pm and 1.10pm**



Funded by
the European Union



Please note you do not need to book a seat although wheelchair spaces need to be requested in advance. To book a wheelchair space please either contact oxfordphase2@networkrail.co.uk or call 01865 768329.

By Taxi

Taxis are usually available at the bus station. You can take a taxi and provide the address of Oxford Brookes University – Headington Campus for the driver.

By Car

We strongly advise you not to come by car unless absolutely necessary, since parking is very restricted in the city and on the campuses. If you wish to come by car, we recommend you use the [Park & Ride](#) bus services. The Park and Ride car parks are clearly signposted as you approach the city and the service is frequent all day and through the evening.

If you are using satellite navigation to find this campus the post code required is **OX3 0BP**.

- **From the south** – take the M40, leave at junction 8 and follow the signs for Oxford along the A40. Then follow the signs for the city centre on the London Road.
- **From the north** – take the M40, leave at junction 8a and follow the signs for Oxford along the A40. Then follow the signs for the city centre on the London Road.
- **Coming to Oxford via another route** – we recommend taking the ring road to the Headington Roundabout and following the signs to the city centre along the London Road. Continue along London Road, past the Headington shops. Go straight on at the traffic lights with the White Horse public house on the right and then at the next set of traffic lights turn left. Gypsy Lane site is on the right. Headington Hill site is approximately a further 500 metres straight on from the Gypsy Lane junction on the right.

Travelling by foot from Gypsy Lane to the Marston Road site (on Jack Straws Lane, Oxford, OX3 0FL), the following recommended route is an approximately 20 minute walk.

Parking

[Parking](#) is extremely limited at Oxford campuses. We strongly advise you not to travel by car unless absolutely necessary. The campuses are well serviced by a network of public bus services and park and ride facilities which you are advised to use wherever possible.

On Foot

If you're in the city center, Headington is roughly a 30-40 minute walk.

- **From Oxford Railway Train Station to Oxford Brookes University – Headington Campus:**
Exit the train station and head northwest on Park End Street toward Becket Street.



Funded by
the European Union



Turn right onto Becket Street and continue walking until you reach Hythe Bridge Street.

Turn left onto Hythe Bridge Street and follow it as it becomes George Street.

Continue on George Street until you reach Cornmarket Street. Turn right onto Cornmarket Street.

Walk along Cornmarket Street until you reach the Carfax intersection. Continue straight through Carfax onto High Street.

Continue on High Street until you reach the Magdalen Bridge. Cross the bridge and proceed onto the High Street/Longwall Street.

Follow the road as it becomes The Plain and continue straight until you reach Gypsy Lane.

Turn left onto Gypsy Lane and walk until you reach the Headington Campus of Oxford Brookes University.

▪ **From Oxford Bus Station to Oxford Brookes University – Headington Campus:**

Exit the bus station and head east on Gloucester Green toward George Street.

Turn right onto George Street and walk until you reach Cornmarket Street.

Turn left onto Cornmarket Street and continue until you reach the Carfax intersection. Continue straight through Carfax onto High Street.

Follow High Street until you reach the Magdalen Bridge. Cross the bridge and proceed onto the High Street/Longwall Street.

Continue on High Street until it becomes The Plain, then proceed straight until you reach Gypsy Lane.

Turn left onto Gypsy Lane and walk until you reach the Headington Campus of Oxford Brookes University.

Note: These directions are for general guidance, and it's advisable to use a map or navigation app for real-time assistance.

Security services

Oxford Brookes University contact details:

▪ **In an emergency:**

Dial **999**

Then contact security on **01865 60 3060**

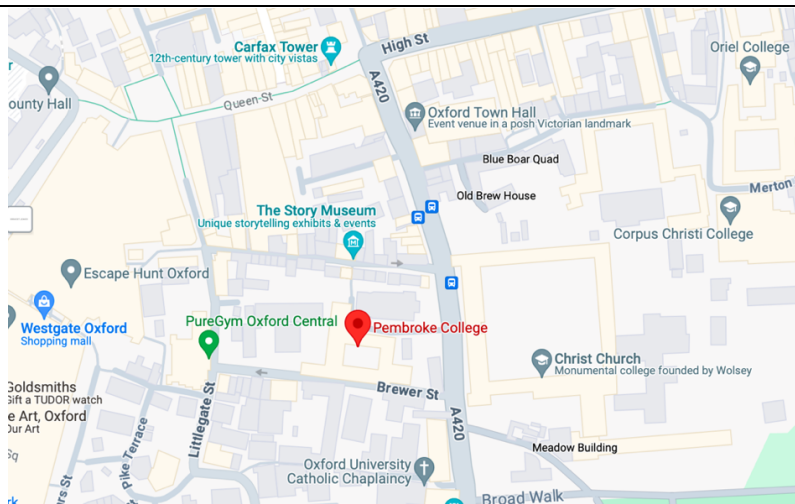
▪ For **non-urgent** incidents and general security enquiries:

01865 60 3060 or **security@brookes.ac.uk**

Pembroke College



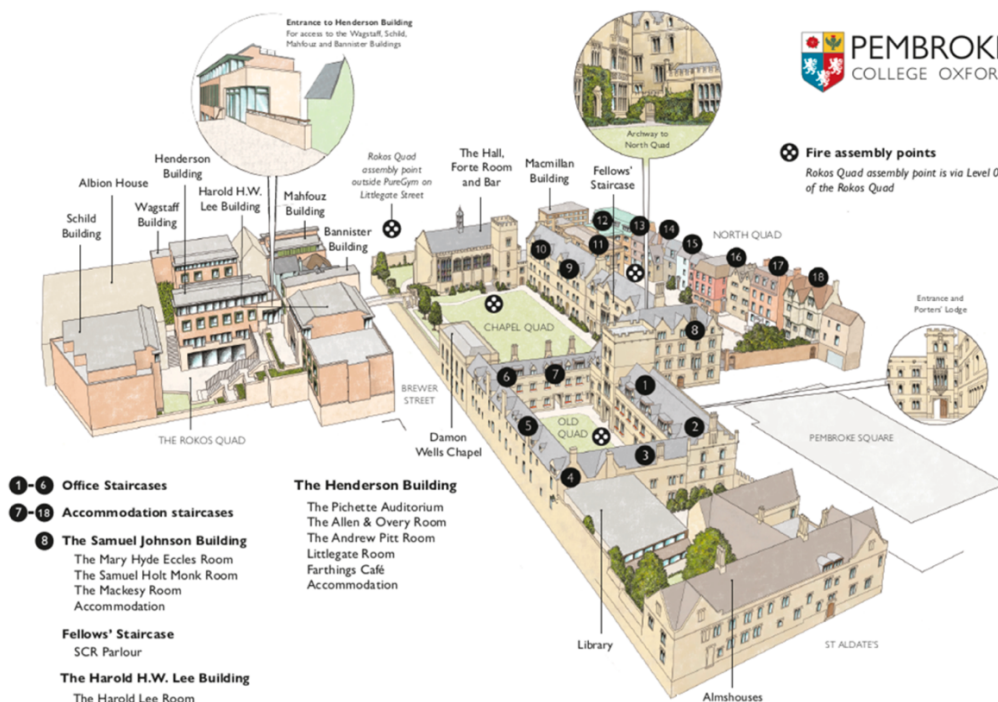
Address:
Pembroke Square
Oxford OX1 1DW
United Kingdom



Pembroke is a constituent College of the University of Oxford, actively fostering research initiatives and delivering teaching grounded in research excellence and it is a distinctive conference and event venue in the heart of Oxford.

The conference will take place in the **Harold Lee Room**.

Accessed over a charming footbridge, and often described as “the best meeting room in Oxford”, The Harold Lee Room is a prestigious location for high-level meetings. The dual aspect floor-to-ceiling windows offer picture-perfect views looking back over the traditional Chapel Quad and old City Wall, and forward over the modern Rokos Quad.



Pembroke is located on **Pembroke Square** just off St Aldate's in central Oxford (don't be confused by Pembroke Street which is also nearby – the main entrance is on Pembroke Square, on the south side of St Aldate's Church). The Geoffrey Arthur Building (GAB) is about 10 minutes walk from the College on the banks of the Thames.

To reach [**Pembroke College Oxford**](#), please follow these directions:

By Train

If you're arriving by train, the nearest railway station is **Oxford Railway Station**. From there, you can take a taxi, use public transportation, or even walk to reach Pembroke College.

By Bus

Check local bus routes and find one that stops near Pembroke College. Bus stops in the city center are likely to be within walking distance.

By Taxi

Taxis are usually available at the bus station. You can take a taxi and provide the address of Pembroke College for the driver.



Funded by
the European Union



By Car

If you're driving, you can use a GPS navigation system or follow road signs to reach Pembroke College. Please note that parking facilities may be limited, so it's advisable to check in advance for available parking options.

Parking

Pembroke is centrally located in Oxford, with public transport nearby. We are unable to provide car parking at Pembroke College for delegates. If you are planning to use a car, please use one of the [city's park and ride](#) facilities, particularly the [Red Bridge Park and Ride](#) or a nearby [city centre carpark](#).

If using sat nav to find your way to Pembroke, the main College postcode is **OX1 1DW**, and the GAB is **OX1 4NJ**. Note that generally the quickest way to get to Pembroke from Oxford's ring road is via the Abingdon Road from the south, unless there are roadworks in the area.

On Foot

- **From Oxford Railway Train Station to Pembroke College:**
Exit the train station and head southeast on Park End Street toward Frideswide Square.
Turn left onto Frideswide Square, and then turn right onto Hythe Bridge Street. Continue on Hythe Bridge Street until you reach George Street. Turn left onto George Street.
Walk along George Street until you reach Cornmarket Street. Turn right onto Cornmarket Street.
Continue on Cornmarket Street until you reach the Carfax intersection. Go straight through Carfax onto St Aldate's.
Follow St Aldate's until you reach Pembroke Square. Turn left onto Pembroke Square, and you will reach Pembroke College.
- **From Oxford Bus Station to Pembroke College:**
Exit the bus station onto Gloucester Green and head south toward George Street. Turn left onto George Street and walk until you reach Cornmarket Street.
Turn right onto Cornmarket Street and continue until you reach the Carfax intersection. Proceed straight through Carfax onto St Aldate's.
Follow St Aldate's until you reach Pembroke Square. Turn left onto Pembroke Square, and you will reach Pembroke College.

Note: These directions are intended as a general guide, and it's recommended to use a map or navigation app for real-time assistance.



Funded by
the European Union



Health and Safety in Pembroke College

All delegates are welcome to use this facility throughout their stay in Pembroke College.

Safety

Pembroke College dates as far back as the 15th Century and is composed of old buildings, steep stairs and uneven walkways. Please take care on the stairwells and whilst walking around the grounds.

Security

For your security Pembroke College has CCTV monitored 24 hours per day by the Lodge staff.

Please ensure any entrance/exit doors you pass through shut completely behind you and be aware to not allow people to “tailgate” you into the College.

Accessibility

Accessibility of the site is generally good, however not all buildings have step free access. If you have any accessibility requirements, please inform us as soon as possible to ensure that a comfortable room is allocated for you.

Fire Evacuation

It is your responsibility to familiarise yourself with all means of escape and locate your nearest exit and fire assembly point. Please ensure you have checked the information below to locate your nearest fire assembly point. A map of the college is also available at the Lodge.

In the event of the fire alarm being sound and you haven't been informed that there is a drill, please leave the room by the fire exit doors or the nearest safe exit and follow the green fire exit signs out of the building to the nearest fire assembly point. If you discover a fire, operate the nearest fire alarm call point and make your way immediately to the nearest assembly point.

You should not re-enter any college buildings until you have been informed by a Fire Marshal that all is safe.

First Aid

In the event of an emergency, dial **999**.

In the event of a small accident please contact the Main Site Lodge **01865 276444**. There is a first aid kit at the Lodge and the personnel would be able to direct a First Aider to you if needed.

Should a small accident or incident occur for which you do not require assistance, please report it to the Lodge who will ask you to complete a short accident form.

A defibrillator is available at the Lodge and in Rokos Quad (Auditorium Foyer).

Assistance

If you have any concerns or issues during your stay in Pembroke College between the hours of 9am – 5pm, please drop into the Events Office which can be found in Albion House in the Rokos Quad. If your issue is outside of these times, the Duty Porter in the Lodge will be happy to help as best they can.



Funded by
the European Union



Wi-fi

Free wireless internet connection is accessible throughout the College for conference guests only. A username and password specific to your conference will be issued with your room key/card on arrival.

Faerthings Café

Pembroke's on-site College café, Farthings Café, is located in the Rokos Quad and is open Monday–Friday from 8am–4pm.

All delegates are welcome to use this facility throughout their stay.

Smoking

College policy forbids smoking, candles or fragrance sticks of any type inside any buildings. Aside from the risk of fire, the smoke detectors may activate the alarms and result in a false emergency callout.

Please note: The detectors are very sensitive and excessive use of aerosols near the detector may also set off the alarm.

There are smoking pillars in the Quads – please make use of these and do not litter cigarette ends.

Service numbers

Lodge Telephone Number: 01865 276444

If you are unsure who to contact, please email communications@pmb.ox.ac.uk

Should you need to contact Pembroke college during your stay, please contact Monday to Friday (9.00 – 17.00): eventsoffice@pmb.ox.ac.uk or **01865 286098**

Evenings and Weekends (during your stay): Porters Lodge
porters.lodge@pmb.ox.ac.uk or **01865 276444**

Contact details

If you need to get in touch with anyone during the Conference, please use these contacts:

Livia Holden: **+44 746 6525 430**

Anna Ziliotto: culturalexpertise@culturalexpertise.net

Disclaimer

The information presented here serves to facilitate access and participation in the K-Peritia conference. While we have taken care to ensure accuracy and completeness, it is possible that unintended errors or inaccuracies may be present. We do not make any representations or warranties, whether express or implied, regarding the completeness, accuracy, reliability, suitability, or availability of the information.

Any reliance you place on the provided information is strictly at your own risk. We strongly advise users to independently verify the accuracy and suitability of the information for their specific needs. It is recommended to seek professional advice when necessary. We disclaim any liability for loss or damage that may arise from reliance on the information provided.